

# PROJECT COMENIUS

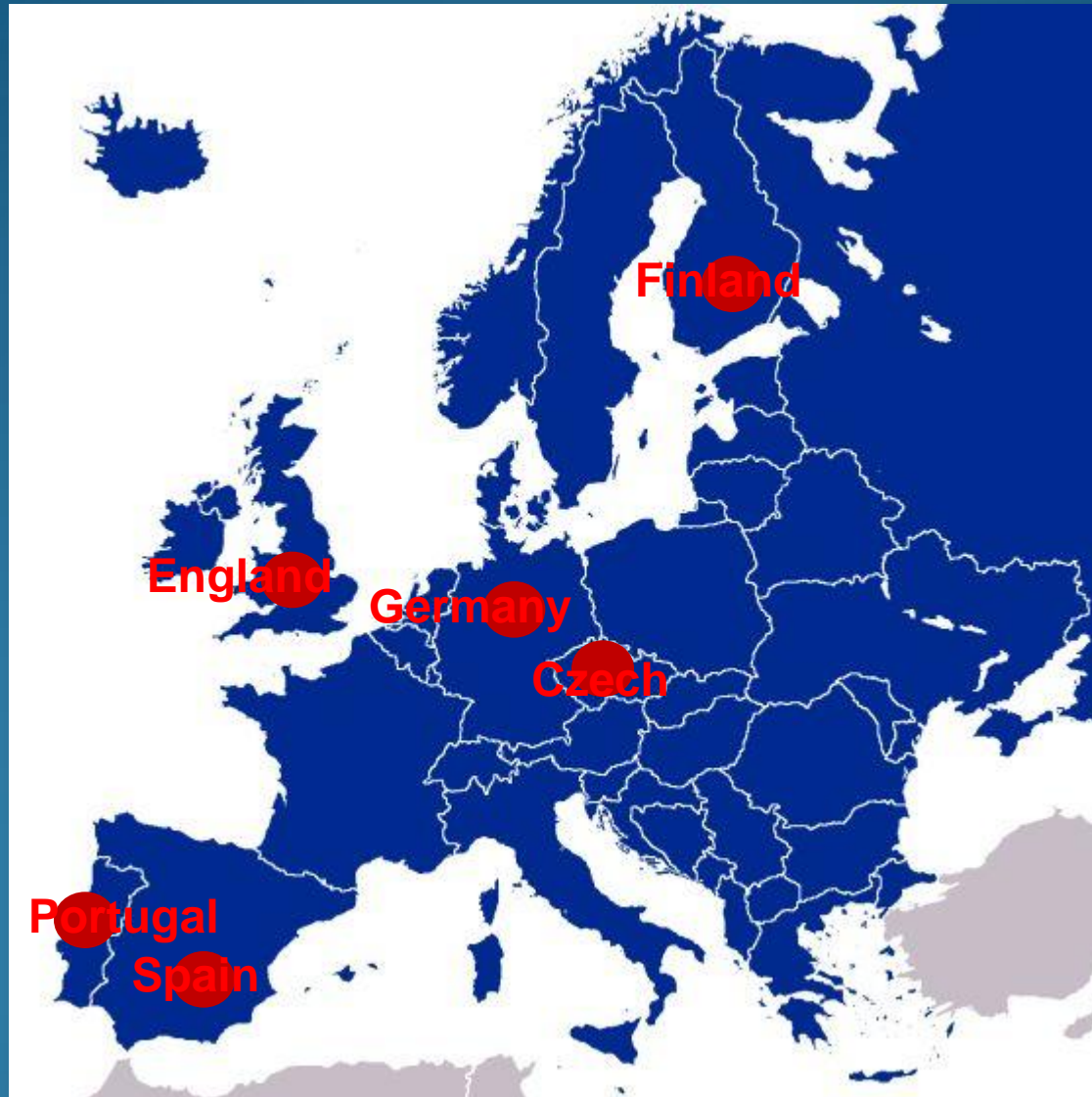


Education and Culture DG

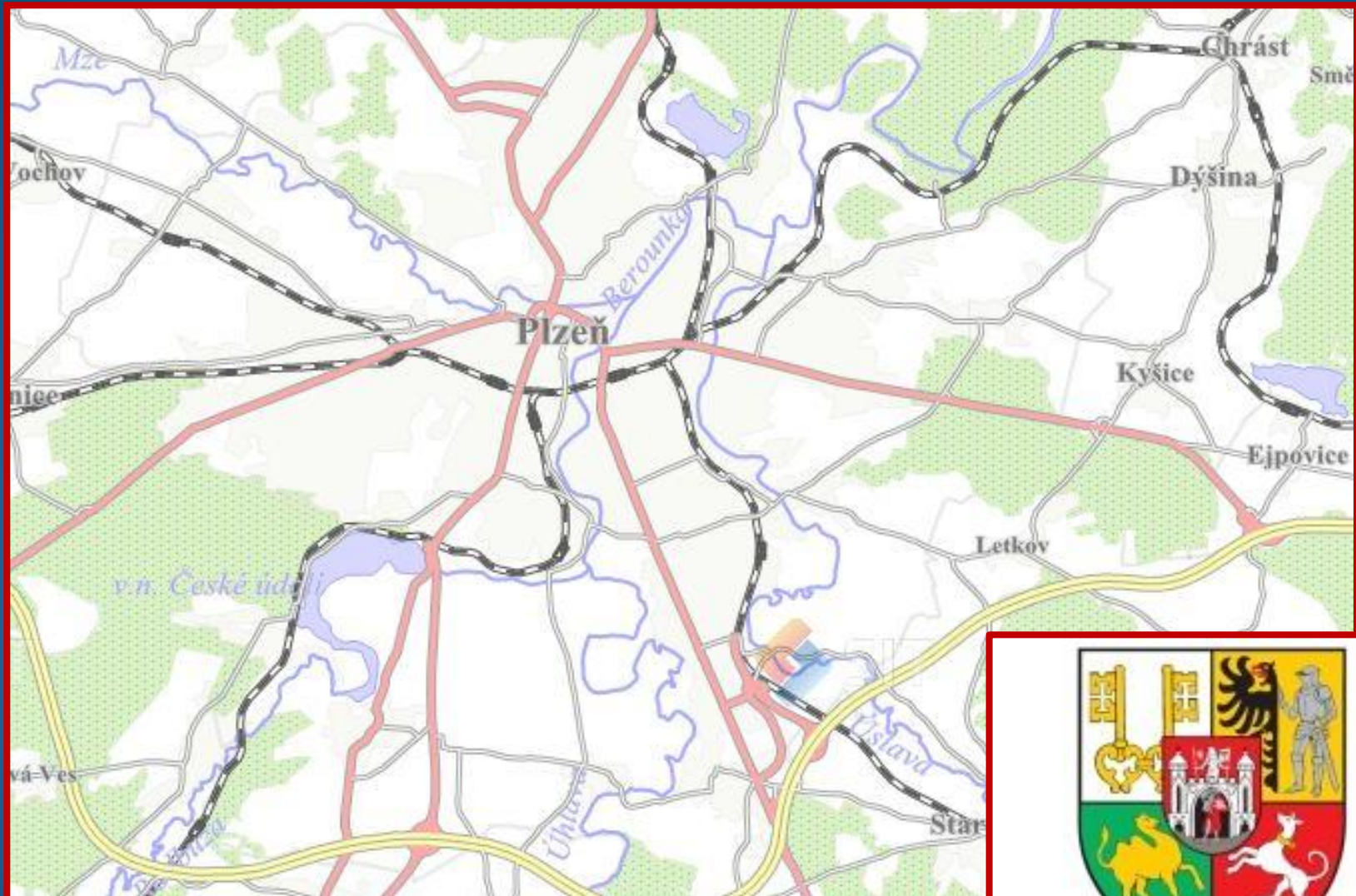
## **GREEN WAY**

**2010 - 2012**

# GREEN WAY - WELCOME



# PILSEN – THE REGION



# PILSEN – confluences

Pilsen lies at the confluence of four rivers:  
Úhlava, Úslava, Radbuza, Mže from which rises  
**Berounka.**

Pilsen's confluences:

- 1) Rivers Úhlava + Radbuza => **Radbuza**
- 2) Rivers Radbuza + Mže => **Berounka**
- 3) Rivers Berounka + Úslava => **Berounka**



# PILSEN – 1st confluence

**The River Úhlava + The River Radbuza => The River Radbuza**



# PILSEN – 2nd confluence

**The River Radbuza + The River Mže => The River Berounka**





# PILSEN – 3rd confluence

**The River Berounka + The River Úslava => The River Berounka**



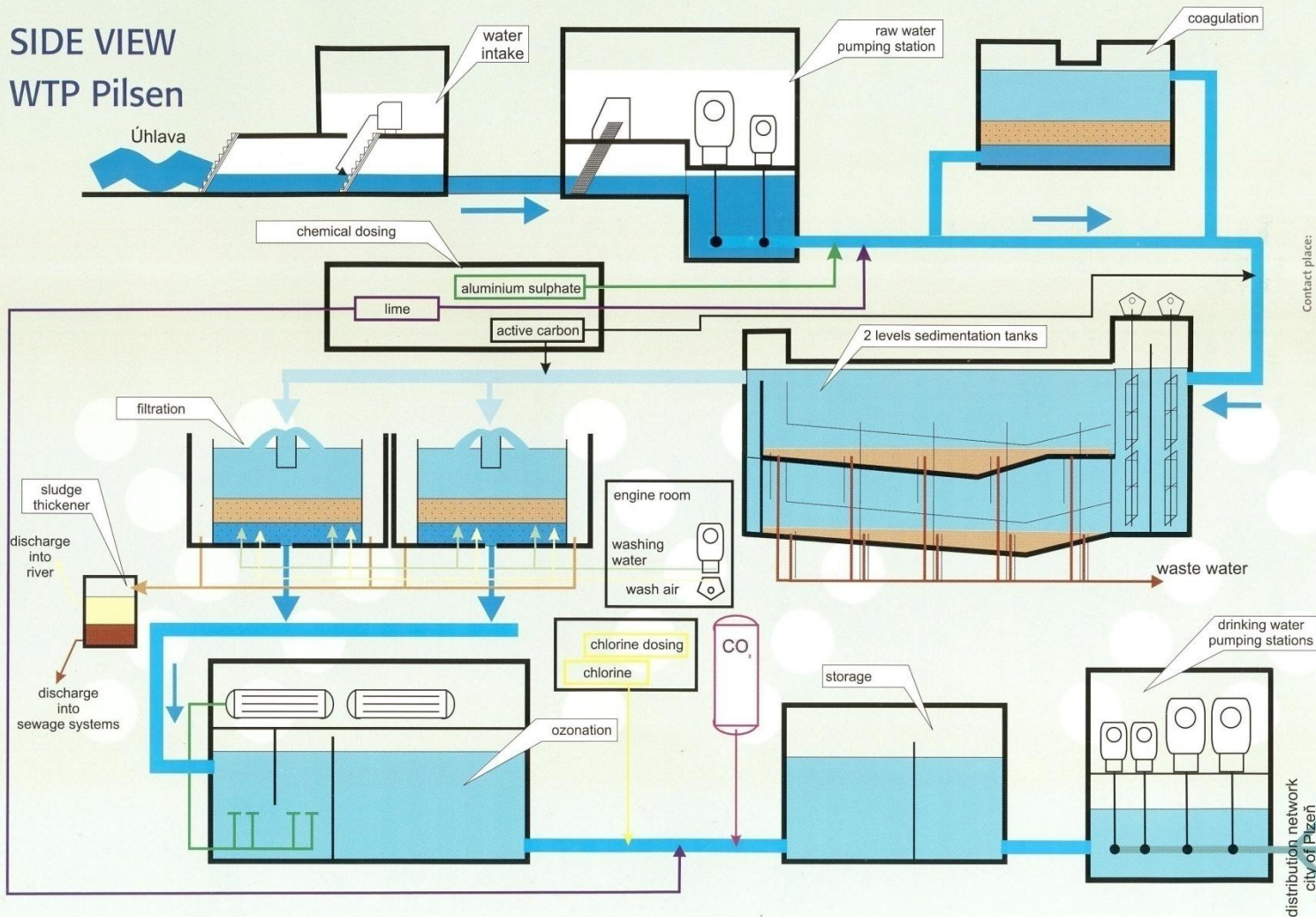
# PILSEN – Potable water

- Potable water is supplied by the water-station in Slovany.
- First water-station in Pilsen was established in 1532.
- The water-station provides water for over than 200 000 habitants.
- The water-station produces 17 million m<sup>3</sup> of potable water per year.
- During production is spent 11 million kWh of electric energy.
- Thanks to 4 rivers is the reserve of water more than enough.



# PILSEN – The Journey of Water

## SIDE VIEW WTP Pilsen



Contact place:  
VODÁRNA PÍZEŇ a. s.  
Malostranská 2 • 317 68 Pízeň  
Zákaznické centrum: 377 413 222  
mail@vodarna.cz • www.vodarna.cz

Vydala VODÁRNA PÍZEŇ a. s. (Pízeň 2006)

# PILSEN – The Journey of Water

**Water from the river source  
is processed in 2 steps:**

**MECHANICAL:**

(especially trash-racks, sand filters)

**CHEMICAL:**

(especially active medicinal charcoal, chlorine, ozone O<sub>3</sub>)



# PILSEN – The Journey of Water

Coarse trash-racks ( catches leaves, branches, etc.).





# PILSEN – The Journey of Water

Fine trash-racks (catches grass, etc.).




# PILSEN – The Journey of Water

Just after first mechanical cleaning are made tests to check the quality of water.



# PILSEN – The Journey of Water

1st stage of chemical cleaning using  
aluminum sulphate.





# PILSEN - The Journey of Water

2nd stage of cleaning using “active medicinal charcoal” and “sand filters”.



# PILSEN – Water trail

The Sand Filter.



# PILSEN - The Journey of Water

2nd stage of cleaning using “**active medicinal charcoal**” and “sand filters”.





# PILSEN – The Journey of Water

After this cleaning the water is already potable . 😊




# PILSEN – The Journey of Water

**BUT** to get even higher quality of water the last stage of treatment using the ozone is running on.



# PILSEN – The Journey of Water

Electrical discharge in ozone  $O_3$ .





# PILSEN - The Journey of Water



# PILSEN – The Journey of Water

Pijete vodu z vodovodu?

Pijete vodu z vodovodu?

Ano 84% (2504)



Občas 10% (306)



Ne, nikdy 5% (170)



Do you drink water  
from water tap?

Yes 84%

Sometimes 10%

No, never 5%

# **PILSEN – The Journey of Water**

## **Resources:**

Vodárna Plzeň ([www.vodarna.cz](http://www.vodarna.cz))

## **Photos:**

Vojtěch Kráčmar  
Lucie Popovičová

## **Text:**

Alžběta Vlčková  
Lucie Popovičová

## **Translation:**

Alžběta Vlčková